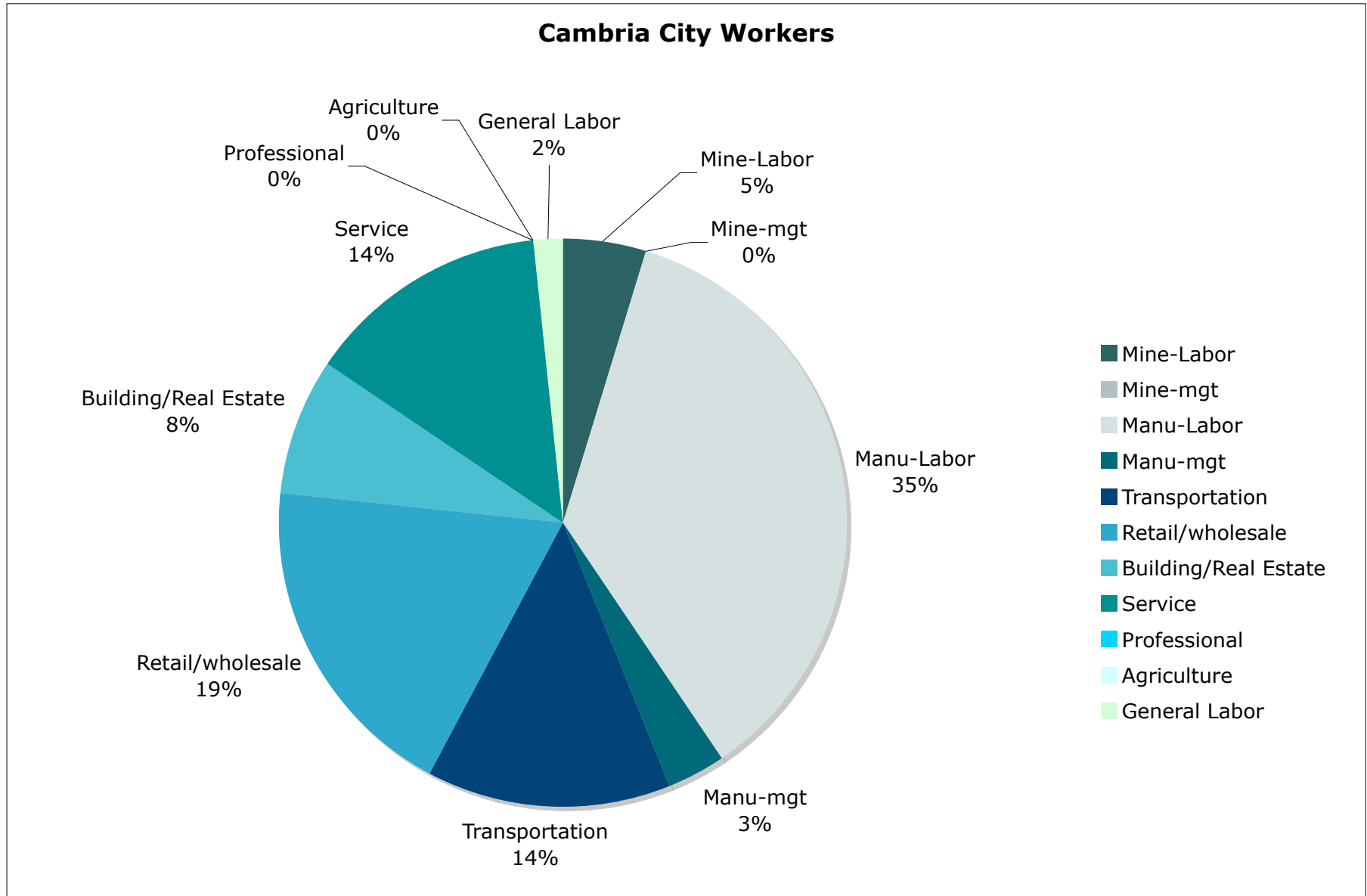
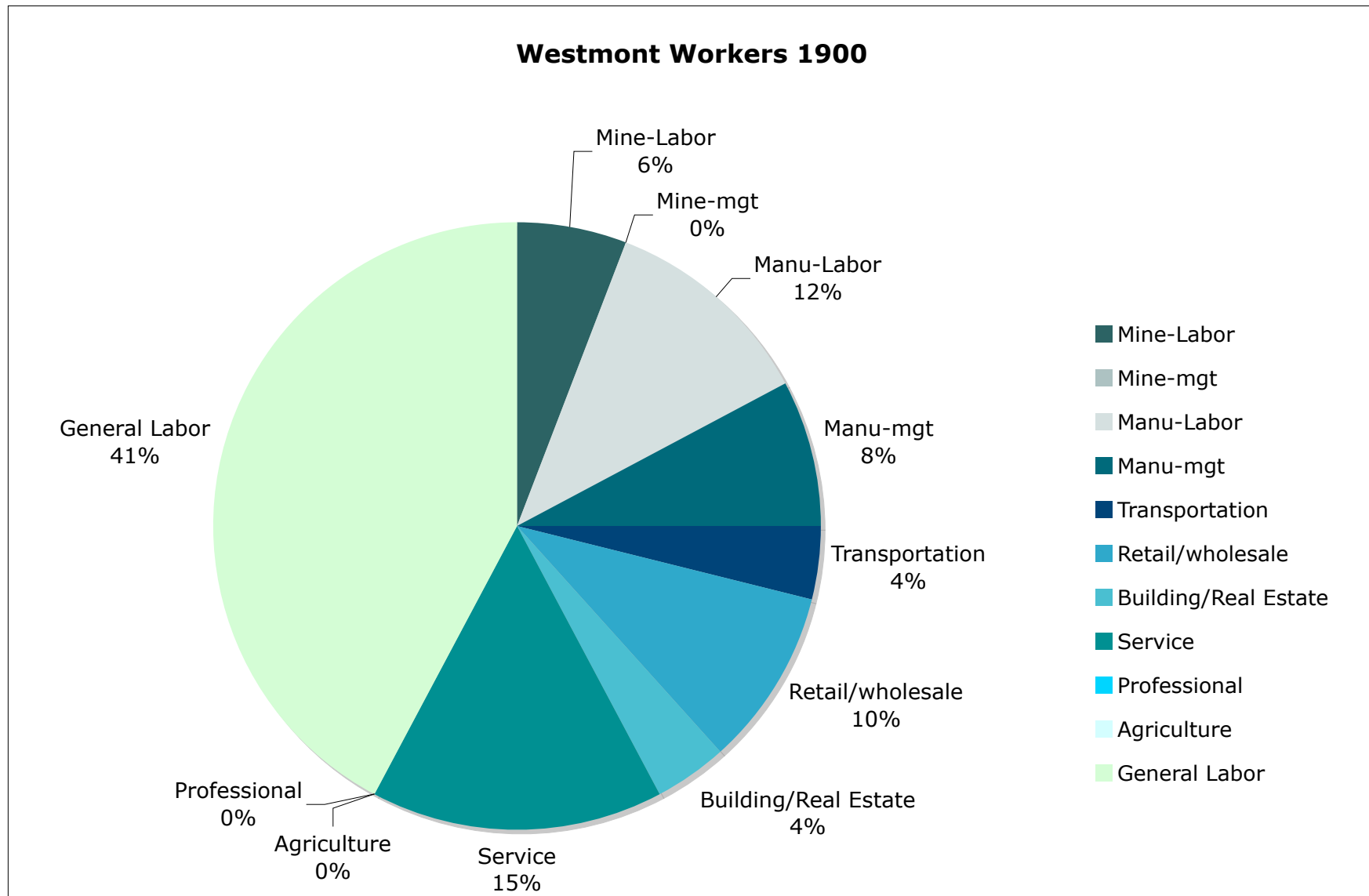
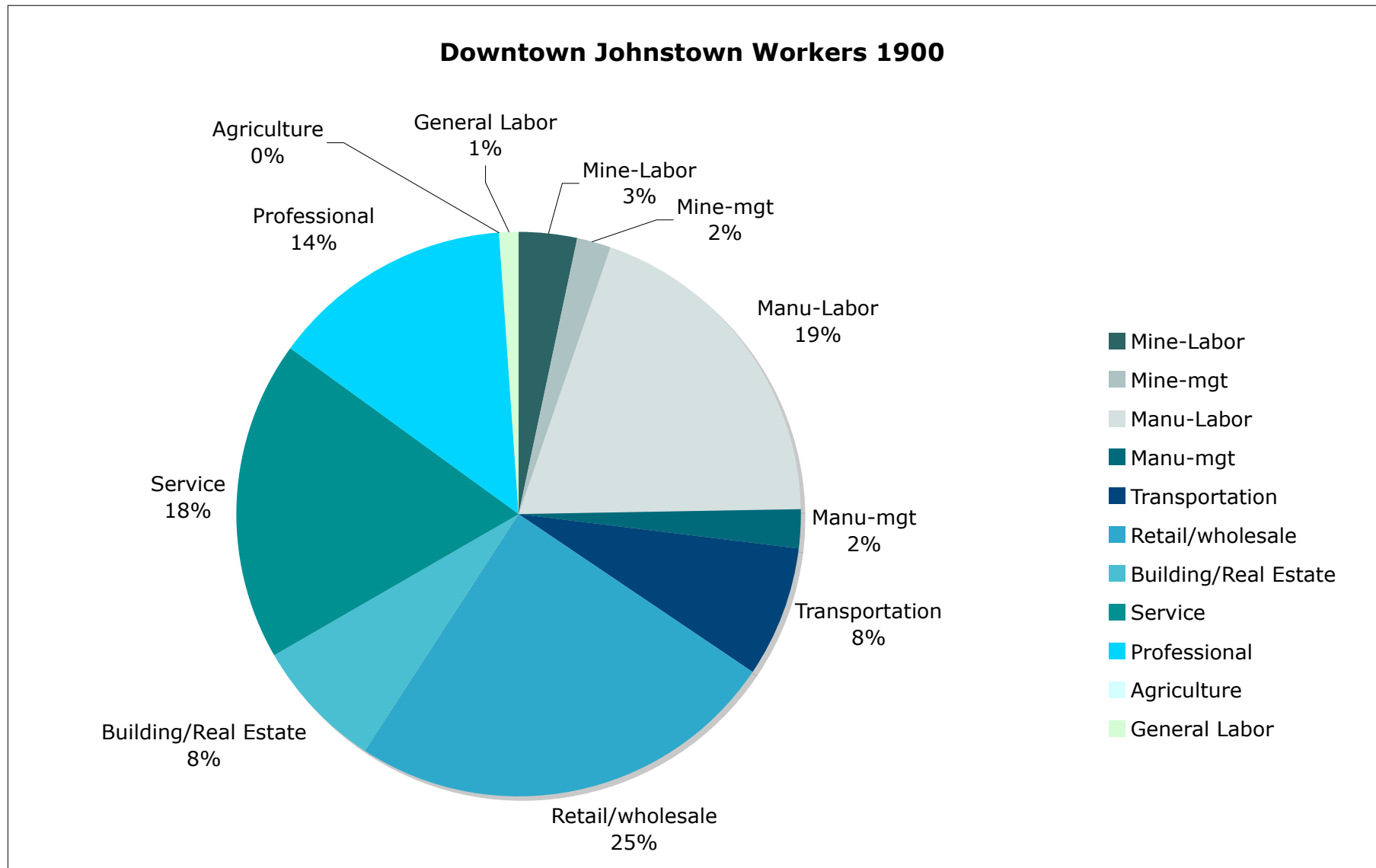


Workers by Business Type (Economic Sector)
1900 Cambria City, Johnstown, and Westmont

Type of business	Cambria City			Johnstown			Westmont		
	# in census: 196			# in census: 204			# in census: 200		
	# workers	% of workers	% of census pop.	# workers	% of workers	% of census pop.	# workers	% of workers	% of census pop.
Mine-Labor	3	4.7%	1.5%	3	3.2%	1.5%	3	5.8%	1.5%
Mine-mgt		0.0%	0.0%	2	2.2%	1.0%		0.0%	0.0%
Manu-Labor	23	35.9%	11.7%	18	19.4%	8.8%	6	11.5%	3.0%
Manu-mgt	2	3.1%	1.0%	2	2.2%	1.0%	4	7.7%	2.0%
Transportation	9	14.1%	4.6%	7	7.5%	3.4%	2	3.8%	1.0%
Retail/wholesale	12	18.8%	6.1%	23	24.7%	11.3%	5	9.6%	2.5%
Building/Real Estate	5	7.8%	2.6%	7	7.5%	3.4%	2	3.8%	1.0%
Service	9	14.1%	4.6%	17	18.3%	8.3%	8	15.4%	4.0%
Professional		0.0%	0.0%	13	14.0%	6.4%		0.0%	0.0%
Agriculture		0.0%	0.0%		0.0%	0.0%		0.0%	0.0%
General Labor	1	1.6%	0.5%	1	1.1%	0.5%	22	42.3%	11.0%
Totals	64	100.0%	33%	93	100%	46%	52	100%	26%







Workers by Business Type (Economic Sector)
1900 Cambria City, Johnstown, and Westmont

